

# 6

## Teacher's notes

### Reinforcement worksheet 1

- Pupils look at the pictures and read the clues to complete the crossword.

**Key:** Across: 1 leaf, 2 river, 3 plant.

Down: 3 picnic, 4 lake, 5 grass, 6 forest, 7 field.

- **Optional follow-up activity:** Pupils think of one more word to add to the crossword and write the clue for their partner to solve.

### Reinforcement worksheet 2

- Pupils use a dice or the spinner from page 39 to move up and down the statements and questions for the punctuation marks. With the first throw/spin, they land on an exclamation and with the second, a suggestion. They then write the sentences on the lines below. If the two make sense together, they write *Yes, please.* and if not, *No, thank you.*
- **Optional follow-up activity:** Pupils work in groups of four. One pupil makes a statement about a problem. The first pupil to offer a sensible suggestion has the next go.

### Extension worksheet 1

- Pupils look at the picture and label the places *forest, river, lake* or *field*. They then read the text and transfer the information to the chart (by putting ticks and crosses). They then work out the name of each of the characters.

**Key:** painting – Peter, with sheep – Vicky, fishing from boat – Jill, in forest with dog – Mary, fishing in river – Bill.

- **Optional follow-up activity:** Pupils work in groups of four. One pupil describes the likes and dislikes of one of the characters (changing the order of activities in the chart, for example, *She likes painting. She doesn't like water. She likes animals but she doesn't like fishing.*). The first pupil to guess which character it is has the next go.

### Extension worksheet 2

- This can be done as a listening exercise (Track 14) or a reading exercise. Pupils decide which sentence goes in each gap and then write the numbers in the boxes.

**Key:** See Pupil's Book, page 59.

- **Optional follow-up activity:** Pupils work in groups of four. Together they decide on four of the story frames and each pupil then cuts out these four frames. They then shuffle all the cards together and deal them out equally. They say *1, 2, 3, pass!* then discard one card face down in front of the player on their left. Each player picks up the new card and decides which card to discard next. The winner is the first player to end up with four cards the same.

### Song worksheet

- Pupils listen to the song (Track 15) and identify the pictograms. They then write each missing word on the dotted line.

**Key:** See Pupil's Book, page 57.

- **Optional follow-up activity:** Pupils write a short text about themselves using five pictograms. Pupils work in pairs, A and B. They swap texts. Pupil A reads Pupil B's text and vice versa. To do so, they will need to interpret the pictograms.

### Topic worksheet

- Pre-teach words you think the pupils may find difficult. Pupils write the parts of the plant. Next they read the sentences and match them with the pictures.
- They copy their favourite fact.

**Key:** leaves, fruit, roots, seeds

**Key:** 1 b, 2 i, 3 f, 4 c, 5 g, 6 h, 7 d, 8 j, 9 e, 10 a

- **Optional follow-up activity:** Help your pupils understand the dimensions by asking them, for example, to stand in a circle with a diameter of three metres or mark the length of the leaves, roots and trees on the playground floor. Time how long it takes them to walk, jump, run, etc the same length.

# Unit 6

## Reinforcement worksheet 1

Think and write.

1 l e a f 6 7

4

2

5

3

Across →

- 1 This is green.  
It grows on a tree.
- 2 Fish swim here.
- 3 This has leaves.

Down ↓


- 3 You eat this outside.
- 4 This word rhymes with 'cake'.
- 5 This is green and grows on the ground.
- 6 There are lots of trees here.
- 7 Horses sometimes live here.

Unit  
**6**

Reinforcement worksheet 2

★ Play and write.

	<b>1</b> My bag's big!
	<b>2</b> I'm tired!
	<b>3</b> I'm thirsty!
	<b>4</b> I'm hungry!
	<b>5</b> I'm cold!
	<b>6</b> I'm hot!



<b>1</b> Shall we have a drink?
<b>2</b> Shall I open the window?
<b>3</b> Shall I close the window?
<b>4</b> Shall we sit down?
<b>5</b> Shall I make lunch?
<b>6</b> Shall I carry it for you?

Examples

*I'm cold!      Shall we sit down?      No, thank you.*

*My bag's big!      Shall I carry it for you?      Yes, please.*


- 1** .....
- 2** .....
- 3** .....
- 4** .....
- 5** .....
- 6** .....

Unit  
**6**

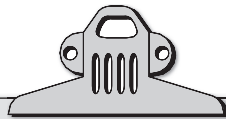
# Extension worksheet 1



Read, think and write. Complete the table.




Five friends are in the countryside. Their names are Peter, Vicky, Mary, Jill and Bill. Vicky and Bill can't paint, but Mary, Jill and Peter are good at painting. Mary, Vicky and Peter don't like fishing, but Bill and Jill love fishing. Jill fishes from her boat. Peter, Vicky and Mary don't like the water. Vicky, Mary and Bill love animals and Mary has got a dog.



	Water	Animals	Painting	Fishing
Peter				
Vicky			X	
Mary				
Jill				
Bill				

14 Think and write.



**Do it!**

Don't be silly, Key.

Go and stand in front of our car.

Please go and ask her.

Let's go to the countryside for a picnic, Key.





**Shall I/we?**

Shall I take a photo of you, Mrs Potts?

Shall I go to the river and catch some fish to eat?

Shall we ask Mrs Potts, too?

Shall I put this blanket on you?





**can/can't**

I can go for a long walk up the mountain.

I can take one of the lake.

I can't get you food or a blanket and I can't help you ...

Unit  
**6**

# Song worksheet







**15 Listen and do. Sing.**

People, people here or there.

People, people everywhere.



Different colours, different skin

Bodies that are  **fat**....., bodies that are  .....

Some are  ....., some are  .....

With  ..... that's short or  ..... that's long

Straight, curly, dark or fair

Different  ....., different  .....

People, different people, different,

Hungry, thirsty,  ..... or  .....,

 ..... or  ....., good or bad

People are  ....., people are small

People are short, people are  .....

People, different people, different,

Funny, naughty,  ..... or tired

Clever, beautiful, loud or quiet

People, people here or there.

People, people everywhere.

# Unit 6


## Topic worksheet



Complete the parts of the plant.

l \_ \_ \_ \_ \_ f \_ \_ \_ \_ \_ r \_ \_ \_ \_ \_ s \_ \_ \_ \_ \_

Read and match.



- 1 The seed of the Coco de Mer is the size of a football.
- 2 Bamboo can grow nearly one metre a day.
- 3 The leaves of the giant water lily have a diameter of 3 metres.
- 4 The flower of the Rafflesia is the size of the wheel of a tractor. The flower smells very bad.
- 5 A strawberry has more than 100 seeds. It is the only fruit with seeds on the outside.
- 6 The dwarf willow tree is the size of a pencil.
- 7 Some sequoia trees in California, USA, are the size of the Statue of Liberty.
- 8 The Venus flytrap is a carnivorous plant. It needs 10 days to eat a fly.
- 9 The leaves of the Raffia palm can be 25 metres long.
- 10 The roots of some plants in very hot countries grow to 60 metres to find water.

Copy your favourite fact.

.....

.....

.....

## Word cards: A day in the country



grass

picnic

leaf

field

plant

forest

river

lake